



SANITARY NEUTRAL SEALANT

Description

Sanitary is a one part, high modulus, fast cure, long skin time neutral cure sanitary silicone sealant. It resists mildew even when exposed to prolonged hot and humid environments.

Applications

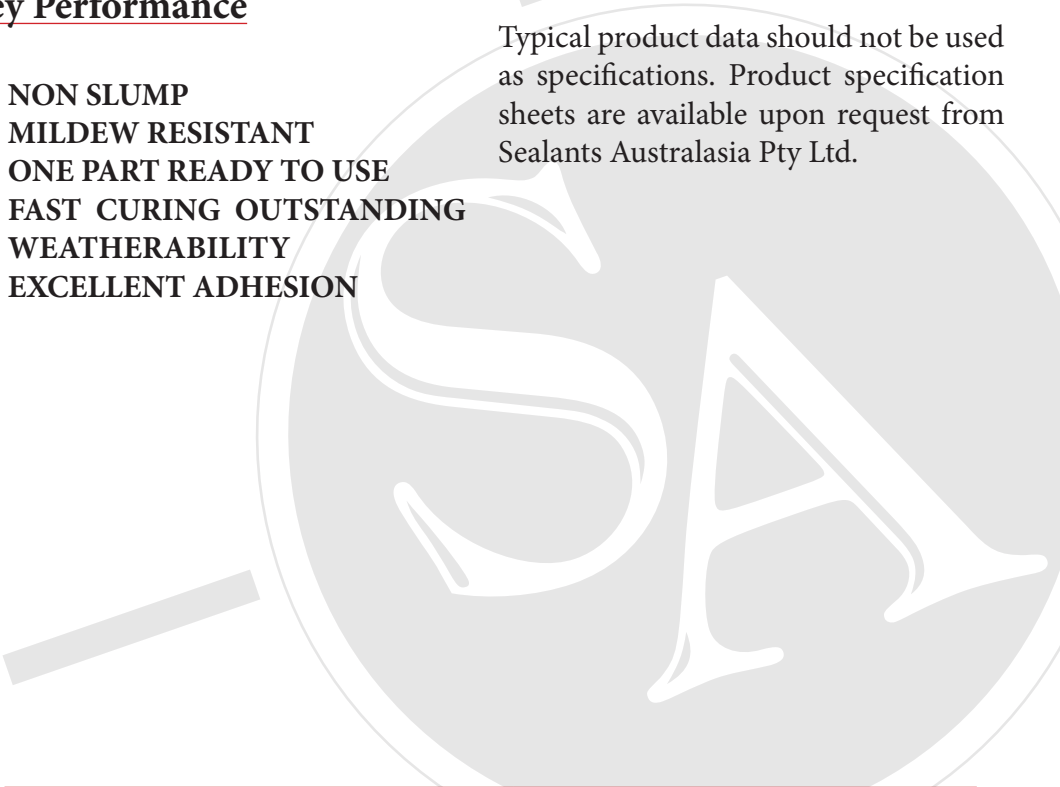
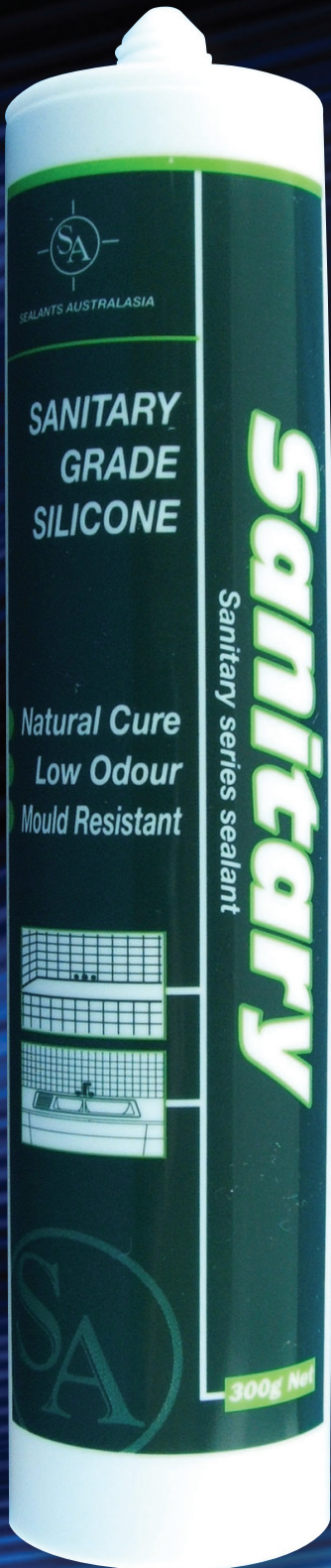
Sanitary has excellent adhesion to glass, ceramics, aluminium, masonry, stone, concrete, most metals and many plastics.

Specifications

Typical product data should not be used as specifications. Product specification sheets are available upon request from Sealants Australasia Pty Ltd.

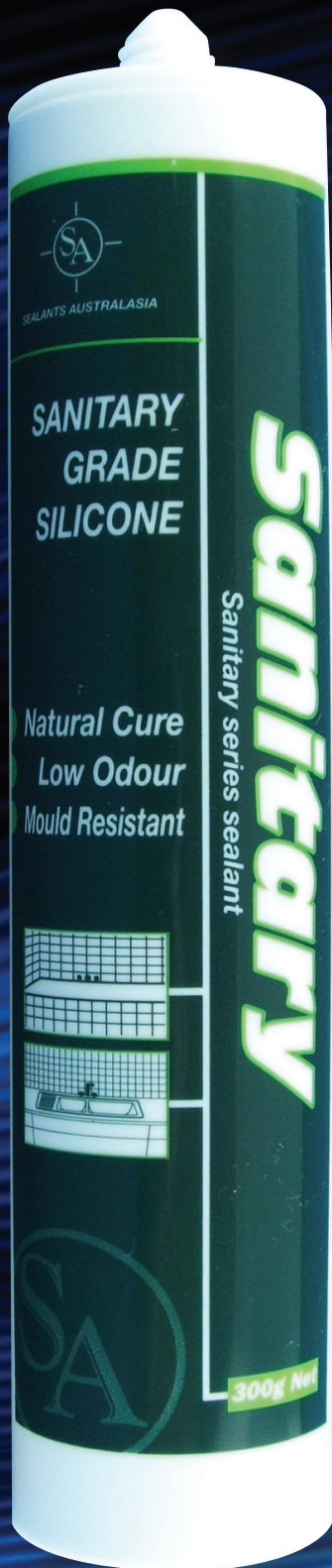
Key Performance

- NON SLUMP
- MILDEW RESISTANT
- ONE PART READY TO USE
- FAST CURING OUTSTANDING WEATHERABILITY
- EXCELLENT ADHESION



| PROPERTY | VALUE |
|------------------------------|---------------------|
| CURE METHOD | Neutral - Ketoxime |
| COLOUR | Trans, White, Ivory |
| SAG/SLUMP | NON SLUMP (0.1") |
| HARDNESS (ASTM D2240) | 28 SHORE A |
| TENSILE STRENGTH | 1.7 MPa |
| DYNAMIC JOINT MOVEMENT | ± 25% |
| SKIN TIME @ 25°C/50% RH | 8-10 min |
| CURE TIME 10mm @ 25°C/50% RH | 5-7 DAYS |
| OPERATING TEMPERATURE | -62c TO +180°C |
| SPECIFIC GRAVITY | 1.03 |

Sealants Australasia Pty Ltd
 A.B.N. 83 104 230 015
 U4/52 Vinnicombe Drive
 Canning Vale
 Western Australia 6155
 Ph: 08 9456 3627
 Fx: 08 9456 3927



SANITARY NEUTRAL SEALANT

Application

Cut nozzle at 45° angle to desired bead width, and apply to substrate with sealant gun.

Tooling time 10 minutes.

Uncured sealant can be cleaned up with mineral turpentine. Some surfaces may need a primer. If so allow primer to dry before applying sealant.

Use approved backing material for joints over 10mm deep. For a neat appearance use masking tape. Always remove masking tape before sealant has skinned over.

Surface Preparation

Surfaces must be clean, dry and free of dirt, grease, oil and water. Use methylated spirits or mechanical cleaning, do not use soap or detergent. For plastics contact the manufacturer for a recommended cleaning solvent. When used on remedial work all existing sealant must be removed.

Packaging

300gms Cartridge - Available in carton of 20.

Product Packed in Australia.

Health And Safety

Avoid contact with skin, eyes and mouth, and avoid breathing vapour. Use in well-ventilated area. If in eyes, immediately flush with water for 15 minutes, if irritation persists seek medical attention. Remove contact lenses before using sealant. Do not handle lenses until all sealant has been removed from fingertips and nails. Residual sealant may remain on fingers for several days and transfer to lenses and cause eye irritation.

KEEP OUT OF REACH OF CHILDREN.

Warning

Contact with uncured product will irritate. In case of eye contact immediately flush with water for 15 minutes and seek medical advice. Use in well ventilated area. Keep out of reach of children. Avoid contact with skin and clothing.

This product emits Methylethyl Ketoxime (meko) whilst curing.

Storage/Shelf Life

The shelf life of Silicone N is 12 months if stored in a cool dry place. The storage temperature should not exceed 25°C as this will decrease shelf life.

Sealant Volume Calculator

Number of 300gm Cartridges =

$\frac{\text{Joint Width (mm)} \times \text{Joint depth (mm)} \times \text{Joint length (meter)} \times 1.15^*}{292}$

** Please note; 1.15 Allows for 15% wastage. Joints are assumed rectangular*